

Big Bang Nucleosynthesis and the Lithium Problem

C.A. Bertulani

Department of Physics and Astronomy, Texas A&M University-Commerce, Commerce, TX 75429, USA

E-mail: carlos.bertulani@tamuc.edu

Abstract. I briefly describe the cosmological lithium problems followed by a summary of our recent theoretical work on the magnitude of the effects of electron screening, the possible existence of dark matter parallel universes and the use of non-extensive (Tsallis) statistics during big bang nucleosynthesis. Solutions within nuclear physics are also discussed and recent measurements of cross-sections based on indirect experimental techniques are summarized.

1. Introduction

The cosmological lithium problem has become one of the most intriguing open questions in cosmology due to inconsistencies between observation and calculations based on the standard Big Bang nucleosynthesis (BBN) for the primordial elemental abundances. The BBN model contains a few parameters such as the baryon-to-photon ratio $\eta = n_b/n_\gamma$, the neutron decay time τ_n , and the number of neutrino families N_ν (see, for instance, Ref. [1]). The parameter η relates to the baryon density of the universe by means of $\Omega_0 h^2 \simeq (\eta/10^{-10})/273$, with the Hubble dimensionless parameter h defined through the relation $H_0 = 100h$ km/s/Mpc, the index ‘0’ meaning present time. The anisotropies of the cosmic microwave radiation (CMB) independently determine the value of η [1, 2, 3] when the universe was about 0.3 Myr after the Big Bang. Then photons decoupled and began streaming freely in the universe. Precise LEP experiments to deduce the number of neutrino families [4] lead to the value $N_\nu = 2.9840 \pm 0.0082$, and neutron lifetime measurements have inferred that $\tau_n \simeq 880.2 \pm 1.0$ s [5].

The observed abundances of light elements probe the universe at the very early stages, i.e., 3-20 minutes, of its existence. During this epoch, the light elements D, ^3He , ^4He , and ^7Li were produced and their abundances in selected astrophysical environments are telltales of the BBN epoch. The BBN model predictions also depend on the nuclear reaction network and magnitude of the nuclear cross sections. A few minutes (~ 3 min) after the Big Bang, deuterons were formed by neutron capture on protons, by means of the reaction $p(n,\gamma)d$. The formation of deuterons is strongly dependent on the value of η . Deuterons are promptly destroyed once they are formed leading to the formation of ^3He nuclei by means of the $d(p,\gamma)^3\text{He}$ and $d(d,n)^3\text{He}$ reactions. Deuterons also synthesize tritium by means of the $d(d,p)t$ reaction. ^4He are then created by the $^3\text{He}(d,p)^4\text{He}$ and $t(d,n)^4\text{He}$ reactions. In the end, the BBN model predicts that the universe should be composed of about 75% of hydrogen and 25% of helium with tiny traces of D, ^3He , ^7Li and ^6Li . The foundations of these results rely on the big bang prediction of the neutron-to-proton ratio $n/p = 1/7$ when the nucleosynthesis started, i.e., the BBN occurred in a proton-rich environment.



Table 1. Nuclear reactions of importance for big bang nucleosynthesis.

$n \leftrightarrow p$	$p(n,\gamma)d$	$d(p,\gamma)^3\text{He}$	$d(d,p)t$
$d(d,n)^3\text{He}$	$^3\text{He}(n,p)t$	$t(d,n)^4\text{He}$	$^3\text{He}(d,p)^4\text{He}$
$^3\text{He}(\alpha,\gamma)^7\text{Be}$	$t(\alpha,\gamma)^7\text{Li}$	$^7\text{Be}(n,p)^7\text{Li}$	$^7\text{Li}(p,\alpha)^4\text{He}$

The standard BBN model predicts the $^7\text{Li}/\text{H}$ abundance ratio of the order of 10^{-10} and the $^6\text{Li}/\text{H}$ abundance ratio of the order of 10^{-14} . Much after the BBN epoch, ^6Li and ^7Li can be produced in spallation processes by cosmic rays and ^7Li can be synthesized in novae or during AGB stars pulsations. In Ref. [6] it was reported that the ^7Li abundance is independent of the metallicity in metal-poor stars with small Fe/H abundances relative to the sun. Such stars are warm ($5700 \leq T \leq 6250$ K) metal-poor dwarf stars observed in the galaxy halo. For low metallicity stars the ^7Li abundance is nearly constant and this behavior is known as the “Spite plateau” [6]. ^7Li is destroyed in red giants with core temperatures in excess of 10^6 K via the reaction $^7\text{Li}(p,\alpha)^4\text{He}$ and that is why white dwarfs at moderate temperatures have been used in such observations. The Spite plateau provides a reasonable evidence that lithium is neither created nor destroyed in warm dwarfs and that such stars display the abundances of primordial ^7Li . On the other hand, it is worthwhile mention that recent observations in low-metallicity stars seem to contradict the conclusions drawn from the Spite plateau [7, 8]. The currently accepted value for the ^7Li BBN model abundance, calculated using $\eta = (6.07 \pm 0.07) \times 10^{-10}$ [3], corresponds to $\text{Li}/\text{H} = (4.16 - 5.34) \times 10^{-10}$ [10] while the observations from metal-poor halo stars yields $\text{Li}/\text{H} = (1.58 + 0.35 - 0.28) \times 10^{-10}$ [8, 9]. This is approximately a factor of 3 lower than expected and is the source of the lithium puzzle.

The second lithium puzzle involves the abundance of ^6Li produced during the BBN by means of the $^2\text{H}(\alpha,\gamma)^6\text{Li}$ reaction. ^6Li nuclei formed in stars disappear quickly by means of other reactions. ^6Li is also created in cosmic ray interactions, and could also exist in the atmosphere of metal-poor warm dwarfs in the halo of the galaxy, surviving destruction by cosmic rays. But such assumptions are controversial, because they can also apply to ^7Li nuclei. The second lithium puzzle relates to the BBN predictions of the isotopic ratio $^6\text{Li}/^7\text{Li} \sim 10^{-5}$ [10, 12], while observations report $^6\text{Li}/^7\text{Li} \sim 5 \times 10^{-2}$ [14]. This puzzle is less robust because of the complexities involved in 3-dimension calculations involving convection and non-local thermodynamical equilibrium, in particular in the photo-sphere of metal-poor stars. Because they might have a large influence on the $^6\text{Li}/^7\text{Li}$ isotopic ratio, such complexities weaken the arguments for the existence of the second lithium problem which in some scenarios yields a better agreement with BBN predictions [15].

2. Nuclear reaction cross sections

During the BBN, the most relevant nuclear reactions are listed in Table 1. This network of reactions resulted in the production of D, ^3H , ^3He , ^4He , ^6Li , ^7Li and ^7Be . Only very small traces of carbon, nitrogen and oxygen were produced at the $10^{-15} - 10^{-25}$ abundance level. Therefore, there is no need to include reaction networks beyond those shown in Table 1, such as the famous CNO cycle, to tackle the lithium problem [9]. In Figure 1 we show the calculated BBN abundance of H, D, ^3H , ^3He , ^4He , ^6Li , ^7Li and ^7Be as a function of time [1]. Our calculations were performed with an extended code based on the Wagoner code [16] and similar to NUC123 [17]. The dashed blue curve represents the ^4He mass fraction, the red dashed curve represents the deuterium abundance, the green dashed curve represents the ^3He abundance, the solid black curve is the ^3H abundance, the red dashed curve is the ^7Be abundance and blue dashed curve is

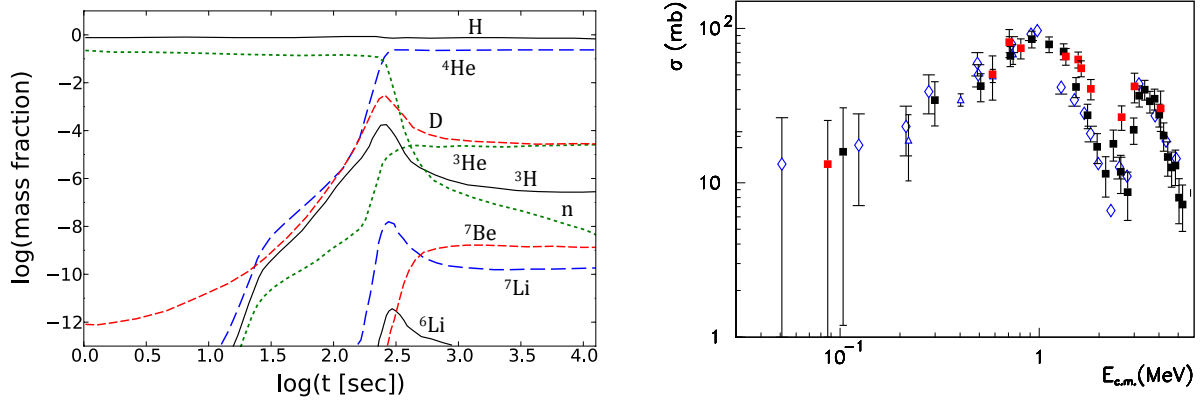


Figure 1. *Left:* Calculated BBN abundances of H, D, ^3H , ^3He , ^4He , ^6Li , ^7Li and ^7Be as a function of time [1]. *Right:* $^7\text{Be}(n, \alpha)$ cross section deduced using the THM experimental data for the $^7\text{Li}(p, \alpha)^4\text{He}$ mirror reaction (full red circles) and using ^3He THM breakup data (full black circles) [29]. The data compiled by Hou [26] is shown as empty blue circles, and data from Kawabata [28] are shown as full blue squares.

the ^7Li abundance. Recently, new experimental measurements of reactions of relevance for the BBN have been reported based on the use of the Trojan Horse Method (THM) [10].

The reaction cross sections at the low astrophysical energies are enhanced due to the electrons in the plasma. The cross sections in the plasma are enhanced by a factor $f(E) = \sigma_s(E)/\sigma_b(E)$, where σ_s is the screened and σ_b the bare (non-screened) cross section. The Debye-Hückel theory predicts a screened Coulomb potential of the form $V(r) = (e^2 Z_i/r) \exp(-r/R_D)$, where the Debye radius is given by $R_D = (1/\zeta) (kT/4\pi e^2 n)^{1/2}$, with n being the ion number density and $\zeta = \left[\sum_i X_i (Z_i^2/A_i) + \chi \sum_i X_i (Z_i/A_i) \right]^{1/2}$, with X_i the mass fraction of particle i and the temperature T_6 in units of 10^6 K. χ is a factor correcting for electron degeneracy effects [19]. During the big bang, the electron number density decreased strongly with the temperature, being up to 10^4 times larger than the number density in the core of the sun, $n_e^{\text{sun}} \sim 10^{26}/\text{cm}^3$. However, the baryon density was much smaller during the BBN epoch than at the core of the sun. The number of excess electrons during the BBN is nearly the same as those of protons. But most electrons were in balance with the number of positrons produced via $\gamma\gamma \rightarrow e^+e^-$ processes. In Ref. [20] the electron screening effects were included in the BBN reaction network. It was found that the modification of the BBN abundances are negligible. Evidently, it cannot be responsible for the lithium abundance deficiency. Worth mentioning is that recently it has been shown that clustering effects in reactions involving light nuclei at astrophysically relevant energies might also play an important role and could perhaps explain some of the discrepancies found in the experimentally deduced values of electron screening enhancement and theoretical calculations [21].

In Table 2 the BBN calculations are compared with observations. The mass fraction for ^4He , historically denoted by Y_p , is taken from Ref. [18], (b) the deuterium abundance $\text{D}/\text{H} = (2.527 \pm 0.03) \times 10^{-5}$ [22, 23], compatible with $100\Omega_b h^2 (\text{BBN}) = 2.225 \pm 0.016$ inferred from the measurements of the cosmic microwave background [3], (c) the ^3He abundance is taken from Ref. [24], and (d) the lithium abundance is taken from Ref. [8]. The BBN model result for the ^7Li abundance shown in Table 2 is in evident discordance (roughly by a factor 3) with the observation. One possibility for this discrepancy could be that ^7Be is further destroyed during the BBN. We recall that ^7Be decays in 53.22 ± 0.06 days by electron capture to ground and

first excited (0.477 MeV) states of ${}^7\text{Li}$. Therefore, all ${}^7\text{Be}$ produced during the big bang will count towards the ${}^7\text{Li}$ primordial abundance. If ${}^7\text{Be}$ is substantially destroyed by, e.g., (n,p) or (n, α) reactions, it could possibly explain the observed lithium depletion. This possibility has been investigated in Refs. [25, 26, 27, 28, 29]. In particular, Lamia et al. [29] have experimentally determined the ${}^7\text{Be}(n,\alpha)$ reaction cross section using the THM experimental data for the ${}^7\text{Li}(p,\alpha){}^4\text{He}$ mirror reaction with corrections for Coulomb effects (see Figure 1). The new deduced data for ${}^7\text{Be}(n,\alpha)$ using this technique lies within the Gamow window appropriate for BBN temperatures and the reaction rate using the new data is found to be lower by a factor ≈ 10 relative to the one used by Wagoner [16]. The new reaction rate yields a ${}^7\text{Li}/\text{H}$ abundance ratio of 2.845×10^{-11} and a ${}^7\text{Be}/\text{H}$ abundance ratio of 4.156×10^{-10} , leading to a total cosmological lithium abundance of 4.441×10^{-10} , and no appreciable change of the previously obtained BBN results is verified. More recently, a theoretical investigation of the impact of the ${}^7\text{Be}(\alpha, \gamma)$ on ${}^7\text{Be}$ destruction was performed [30]. It was found that the ${}^7\text{Be}$ abundance would be compromised only if an unexpected strong resonance exists very close to threshold in this reaction channel. All odds are that such a resonant state does not exist.

Table 2. BBN calculations using fits to recent experimental data for BBN reactions compared with observations. The mass fraction for ${}^4\text{He}$, historically denoted by Y_p , is taken from Ref. [18], (b) deuterium abundance $\text{D}/\text{H} = (2.527 \pm 0.03) \times 10^{-5}$ [22, 23], compatible with $100\Omega_b h^2$ (BBN) = 2.225 ± 0.016 inferred from the measurements of the cosmic microwave background [3], (c) ${}^3\text{He}$ abundance is taken from Ref. [24], and (d) the lithium abundance is taken from Ref. [8].

Yields	Calculation	Observation
Y_p	$0.2485+0.001-0.002$	$0.2565 \pm 0.006^{(a)}$
$\text{D}/\text{H} (\times 10^{-5})$	$2.692+0.177-0.070$	$2.527 \pm 0.03^{(b)}$
${}^3\text{He}/\text{H} (\times 10^{-6})$	$9.441+0.511-0.466$	$\geq 11. \pm 2.^{(c)}$
${}^7\text{Li}/\text{H} (\times 10^{-10})$	$4.283 +0.335-0.292$	$1.58+0.35 - 0.28^{(d)}$

BBN predicts an isotopic ratio of ${}^6\text{Li}/{}^7\text{Li} \sim 10^{-5}$, whereas observation yields ${}^6\text{Li}/{}^7\text{Li} \sim 5 \times 10^{-2}$ [14]. In Ref. [12] a re-analysis of the reaction ${}^4\text{He}(d, \gamma){}^6\text{Li}$ was performed, including new predictions for the gamma-ray angular distribution. This was done using a two-body potential model to calculate the S-factor for this reaction at the BBN energies [11, 12]. The potential parameters were chosen to reproduce experimental phase shifts and recently measured ANC's. A nice agreement was found with the experimental data of the LUNA collaboration [13]. This work reinforces BBN predictions for the lithium isotopic ratio and yields a new value of ${}^6\text{Li}/{}^7\text{Li} = (1.5 \pm 0.3) \times 10^{-5}$. The second lithium puzzle seems to be alive although it is not impossible that lithium abundances might change appreciably due to astration.

We conclude this section by stating that it does not seem possible that both lithium puzzles can be solved by accurate measurements of nuclear reaction cross sections, combined with progresses in the theories for nuclear astrophysical reactions. There has been a considerable number of recent theoretical efforts to elucidate the lithium puzzle using a plethora of different ideas based on the premise that physics as we know today might have been different 13.8 billions years ago. New particles, new interactions, changes in fundamental constants, non-standard BBN models, and various intriguing ideas have been used and published elsewhere.

3. Dark matter

Most of the matter in the universe consists of an obscure kind of Dark Matter (DM) which interacts very weakly with the visible matter. In fact, we only know that it interacts gravitationally and large scale experimental searches are underway to identify if DM interacts

with visible matter by other means [31, 32, 33]. The existence of DM is based on astronomical observations of galaxy clusters dynamics and on the anisotropies of the Cosmic Microwave Background (CMB). Perhaps Weakly Interacting Massive Particles (WIMPs), supersymmetric particles, sterile neutrinos, or any other hitherto undiscovered particles are responsible for its composition. It has also been hypothesized that DM is a mirror sector of particles such as dark photons, dark electrons, etc., which interact in nearly the same way as Standard Model (SM) particles, but only within their own sector. They interact very weakly across sectors, i.e. between the DM sector and the visible sector [34, 35, 36, 37, 38, 39, 41]. Besides, the particle copies in the dark sector do not need to have the same masses and couplings as in the visible sector, opening a huge number of possible scenarios for DM.

Astronomical observations yield the ratio of density parameters $\Omega_{DM}/\Omega_{visible} = 4.94 \pm 0.66$. Therefore, DM is 5 times more frequent than visible matter. In Ref. [39, 40, 41] this feature was used to explore the possible existence of 5 dark sectors instead of the single ubiquitous dark sector. A Weakly Interacting Massive Gauge Boson (WIMG) was also proposed to couple all dark sectors and ordinary matter. The massive, $E \sim 10$ TeV, WIMG does not modify the properties of the SM and gravity. It has to be consistent with BBN predictions and CMB observations, except maybe with the lithium abundance. Much below the electroweak scale energy, we can assume particles to be massless and group them in matter/charge fields with a similar structure for DM. The WIMG mass is generated by a real scalar field, with the condition that the WIMG has a short-range interaction. In this formalism, the number of dark sectors plays an important role which has been overseen in other BBN models. The new degrees of freedom of particles in the dark sector modify the early universe expansion rate [42] and the elemental abundance predictions. Additional dark sectors increase the effective number of degrees of freedom and their implications for BBN [39, 40, 41].

The basic idea of having additional dark sectors is that the radiation in the BBN epoch have densities and entropies given by $\rho(T) = (\pi^2/30) g_*(T) T^4$ and $s(T) = (2\pi^2/45) g_s(T) T^3$ with

$$g_*(T) = \sum_B g_B \left(\frac{T_B}{T} \right)^4 + \frac{7}{8} \sum_F g_F \left(\frac{T_F}{T} \right)^4, \quad \text{and} \quad g_s(T) = \sum_B g_B \left(\frac{T_B}{T} \right)^3 + \frac{7}{8} \sum_F g_F \left(\frac{T_F}{T} \right)^3, \quad (1)$$

where g_* and g_s are the number of degrees of freedom, with $g_{B(F)}$ being the fractions contributed by bosons (fermions) at temperatures $T_{B(F)}$. In this notation, T is the temperature of the radiation thermal bath.

For simplicity, we assume only two temperatures: T in the ordinary matter sector and T' in the dark sectors. By analogy, the energy $\rho'(T')$ and entropy $s'(T')$ densities in the dark sectors are also obtained with Eqs. (1) with $g_*(T) \rightarrow g'_*(T')$, $g_s(T) \rightarrow g'_s(T')$, and $T \rightarrow T'$. An independent variable $x = (s'/s)^{1/3} \sim T'/T$ emerges if one assumes conservation of entropy in all sectors. If each dark sector has the same matter content as in the visible sector, then $g_s(T_0) = g'_s(T'_0)$, leading to $x = T'/T$. The Friedman equation is $H(t) = \sqrt{(8\pi/3c^2) G_N \bar{\rho}}$, where $\bar{\rho}$ is the total energy density. Including the number of dark sectors, N_{DM} , it becomes $\bar{\rho} = \rho + N_{DM} \rho'$. Therefore, one has $H(t) = 1.66 \sqrt{\bar{g}_*(T)} T^2 / M_{Pl}$, with $\bar{g}_*(T) = g_*(T) (1 + N_{DM} a x^4)$, where M_{Pl} is the Planck mass and $a = (g'_*/g_*) (g_s/g'_s)^{4/3} \sim 1$, for a not too small T'/T [42]. At about 1 MeV, standard BBN assumes $g_*(T = 1 \text{ MeV}) = 10.75$, but with the additional dark particles it becomes $\bar{g}_* = g_* (1 + N_{DM} x^4)$. We can study the bounds for N_{DM} and x , or T'/T , by comparing BBN calculations and the relative abundances of the light element isotopes (D, ^3He , ^4He , and ^7Li). This is shown in Figure 2 as a function of T'/T with a fixed number of dark sectors, $N_{DM} = 5$. The shaded bands include the uncertainty in the observed values. In this case, we notice that observations of primordial elements of D, ^3He , and ^4He are compatible with $T'/T \sim 0.2 - 0.3$.

The ^7Li problem remains because if $T'/T \sim 1$ then ^7Li comes out right, but the other

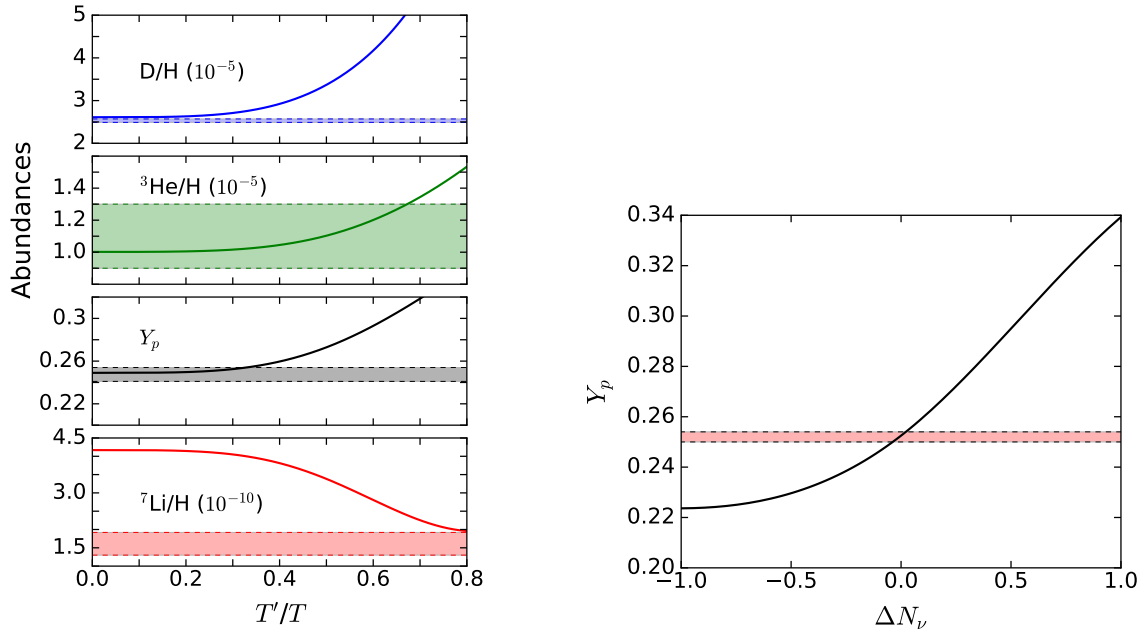


Figure 2. *Left:* Calculated relative abundances of D, ^3He , ^4He (mass fraction, Y_p) and ^7Li as a function of T'/T , with $N_{DM} = 5$ compared to observations. The bands represent uncertainties in the observations [44]. *Right:* Predictions for the primordial ^4He mass fraction as a function of extra neutrino families, with $T' = 0.3T_{BBN}$ and $N_{DM} = 5$. The horizontal band represents the observed mass fraction [44].

abundances will be completely off the observations. $\bar{g}_*(T)$ is much more sensitive to T' than it is to N_{DM} . Using $T' = 0.3T$ for cold dark sectors, we obtain a large range of values for $N_{DM} = 1 - 50$ compatible with the D, ^3He and ^4He abundances [44]. Figure 2 also shows the predictions for the primordial ^4He mass fraction as a function of extra neutrino families, ΔN_ν , with $T' = 0.3T_{BBN}$ and $N_{DM} = 5$. The horizontal band represents the observed mass fraction [44]. The model is thus compatible with the number of neutrino families $N_\nu = 3$. We thus conclude that there is no incompatibility with the observed primordial abundances and a universe composed with more than one sector of dark matter, e.g. $N_{DM} = 5$ and temperatures of the dark sectors of the order of $T' \sim 0.2 - 0.3T$.

4. Non-extensive statistics

The Maxwell-Boltzmann (MB) distribution is widely known to reproduce extremely well the distribution of velocities of particles in a thermal bath. The MB distribution is a result of the Boltzmann-Gibbs statistics, based on the assumptions that (a) the time between collisions among particles is much larger than their interaction time, (b) the interaction is short-ranged, (c) no correlation exists between the particle velocities, and (d) the collision energy is conserved without transfer to internal degrees of freedom. These very constraining assumptions are not expected to be always valid in thermodynamical equilibrium. In fact, alternatives to the Boltzmann-Gibbs (BG) statistics are known to exist [45, 46, 47]. In Ref. [48], one of these non-extensive statistics, namely, the Tsallis statistics [46, 47] has been used to describe the relative velocities of particles during the BBN. The effect on the lithium abundance was again the motivation for this work. The Tsallis statistics was used [46, 47], because it represents a family of entropies depending on a parameter q , which measures the departure from Boltzmann statistics. The Boltzmann

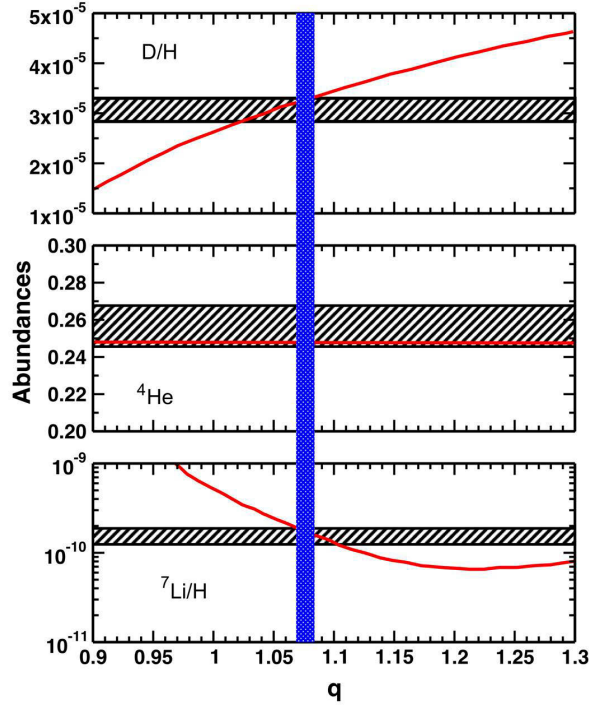


Figure 3. Predicted abundances D, ${}^4\text{He}$ and ${}^7\text{Li}$ (red curves) as a function of the Tsallis parameter q [53]. The observed primordial abundances including 1σ uncertainties are indicated by hatched horizontal bands [54, 8, 55]. The vertical (blue) band refers to the parameter q within the interval $1.069 < q < 1.082$.

statistics is recovered when $q = 1$.

In all previous applications of non-extensive statistics, it has been found that the non-extensive parameter q does not depart appreciably from the Boltzmann value $q = 1$. Non-extensive Maxwellian velocity distributions have previously been applied to study stellar nuclear burning, e.g. in Refs. [49, 50, 51, 52]. In Ref. [48] the Tsallis statistics was used to deduce reaction rates during the BBN and predictions were made for the ${}^4\text{He}$, D, ${}^3\text{He}$, and ${}^7\text{Li}$ abundances which are based on the reaction rates for $p(n,\gamma)d$, $d(p,\gamma){}^3\text{He}$, $d(d,n){}^3\text{He}$, $d(d,p)t$, ${}^3\text{He}(n,p)t$, $t(d,n){}^4\text{He}$, ${}^3\text{He}(d,p){}^4\text{He}$, ${}^3\text{He}(\alpha,\gamma){}^7\text{Be}$, $t(\alpha,\gamma){}^7\text{Li}$, ${}^7\text{Be}(n,p){}^7\text{Li}$ and ${}^7\text{Li}(p,\alpha){}^4\text{He}$ and their available experimental data [48]. The conclusion from Ref. [48] is that if either $q > 1$ or $q < 1$, the abundances of all elements are affected but that of ${}^7\text{Li}$ always increases. Therefore, it was inferred that the lithium problem always seems to get worse with the use of the Tsallis statistics.

However, there was a small, but relevant point neglected in the calculations of Ref. [48], namely, the proper inclusion of the reaction Q-values in the reaction rates obtained with the Tsallis statistics. This was fixed in Ref. [53] and shown that, when the Q-values for the reverse reactions are properly accounted for, a beautiful result emerges for a relatively small departure of the parameter q from unity. The abundances of H, D, ${}^3\text{H}$, ${}^3\text{He}$, and ${}^4\text{He}$, do not change, but that of ${}^7\text{Li}$ does change appreciably, and in the correct direction to solve the ${}^7\text{Li}$ puzzle. In fact, an excellent agreement was found between the calculated and the primordial abundances observed for D, ${}^4\text{He}$, and ${}^7\text{Li}$ for $1.069 < q < 1.082$, indicating that a possible solution to the cosmological lithium problem might arise from a fine tuning of the physics involved. This is shown in Figure 3 with the predicted abundances D, ${}^4\text{He}$ and ${}^7\text{Li}$ (red curves) as a function

of the Tsallis parameter q . The observed primordial abundances including 1σ uncertainties are indicated by hatched horizontal bands [54, 8, 55]. The vertical (blue) band refers to the parameter q within the interval $1.069 < q < 1.082$.

The work published in Ref. [53] was cited as a research highlight by the American Astronomical Society [56]. It attests the relevance of the lithium puzzle and the anxiety that its solution entails for the astronomical community. The puzzle has been around the literature for a few decades already. The exercise played in Ref. [53] shows that a solution might be the outcome of a fine tuning of the physics during the BBN. The Tsallis statistics might be one possible departure from the standard physics during the big bang epoch. The question remains on the physical meaning for the value of $q \neq 1$, and its relation to other physical processes.

5. Acknowledgments

This work was supported in part by the U.S. DOE grant DE- FG02-08ER41533 and the U.S. National Science Foundation Grant No. 1415656. The author also thanks the support of the Brazilian funding agencies FAPESP, CNPq and CAPES.

References

- [1] Bertulani C A and Kajino T 2016 *Prog. Part. Nucl. Phys.* **89** 56
- [2] Komatsu E et al. 2011 *Ap. J.* **192** 18
- [3] Ade P A R et al. 2016 *Astron. Astrophys.* **594** A13
- [4] The ALEPH Collaboration, The DELPHI Collaboration, The L3 Collaboration, The OPAL Collaboration, The SLD Collaboration, The LEP Electroweak Working Group, The SLD Electroweak and Heavy Flavor Groups 2006 *Phys. Reports* **427** 257
- [5] Patrignani C et al. (Particle Data Group) 2016 *Chinese Phys. C* **40** 100001
- [6] Spite M and Spite F 1982 *Nature* **297** 483; Spite F and Spite A *EA* **115** 357
- [7] Aoki W et al. 2009 *Ap. J.* **698** 1803
- [8] Sbordon L et al. 2010 *EA* **522** A26
- [9] Coc A et al. 2012 *Ap. J.* 744 **158**
- [10] Pizzone R G et al. 2014 *Ap. J.* **786** 112
- [11] Bertulani C A 2003 *Comput. Phys. Commun.* **156** 123
- [12] Mukhamedzhanov A M, Shubhchintak and Bertulani C A 2016 *Phys. Rev. C* **93** 045805
- [13] Anders M et al. 2014 *Phys. Rev. Lett.* **113** 042501
- [14] Asplund M, Lambert D L, Nissen P E, Primas F and Smith V V 2006 *Ap. J.* **644** 229
- [15] Lind K, Melendez J, Asplund M, Collet R and Magic Z 2013 *EA* **554** A96
- [16] Wagoner R V 1969 *Ap. J. Suppl. Ser.* **18** 247
- [17] Kawano L 1992 Let's Go: Early Universe. Primordial Nucleosynthesis: The Computer Way *NASA Technical Reports Server (NTRS): Hampton, VA, USA*
- [18] Izotov Y I and Thuan T X 2010 *Ap. J. Lett.* **710** L67
- [19] Salpeter E E 1954 *Aust. J. Phys.* **7** 373; Salpeter E E and Van Horn H M 1969 *Ap. J.* **155** 183
- [20] Wang B, Bertulani C A and Balantekin A B 2011 *Phys. Rev. C* **83** 018801
- [21] Spitaleri C et al. 2016 *Phys. Lett. B* **755** 275
- [22] Riemer-Sorensen S and Sem Jenssen E 2017 *Universe* **2** 44
- [23] Cooke R J, Pettini M and Steidel C C 2017 *arXiv:1710.02730*
- [24] Bania T M, Rood R T and Balser D S 2002 *Nature* **415** 54
- [25] Brogini C et al. 2012 *JCAP* **6** 30
- [26] Hou S Q et al. 2015 *Phys. Rev. C* **91** 055802
- [27] Barbagallo M et al. 2016 *Phys. Rev. Lett.* **117** 152701
- [28] Kawabata T et al. 2017 *Phys. Rev. Lett.* **118** 052701
- [29] Lamia L et al. 2017 *Ap. J.* **850** 175
- [30] Hartos M, Bertulani C A, Shubhchintak, Mukhamedzhanov A M, and Hou S 2018 *Astrop. J.* **862** 62
- [31] Feng J L 2010 *arXiv:1003.0904*
- [32] Bertone G, Hopper D and Silk J 2005 *Phys. Rep.* **405** 279
- [33] Bertone G 2010 *Nature* **468** 389
- [34] Lee T D and Yang C N 1956 *Phys. Rev.* **104** 254
- [35] Kobzarev Y, Okun L and Pomeranchuk I 1966 *Yad. Fiz.* **3** 1154
- [36] Pavsic M 1974 *Int. J. Theor. Phys.* **9** 229

- [37] Foot R, Lew H and Volkas R 1991 *Phys. Lett. B* **272** 67
- [38] Akhmedov E, Berezhiani Z and Senjanovic G 1992 *Phys. Rev. Lett.* **69** 3013
- [39] Oliveira O et al. 2011 *arXiv:1108.2723*
- [40] Bertulani C A et. al. 2013 *AIP Proc.* **1498** 134
- [41] Oliveira O et al. 2016 *Braz. J. Phys.* **46** 721
- [42] Berezhiani Z G, Dolgov A D and Mohapatra R N 1996 *Phys. Lett. B* **375** 26
- [43] Oliv K A (Particle Data Group - Review of Particle Physics) 2014 *Chin. Phys. C* **38** 090001
- [44] Bertulani C A, Challa V, He J J, Hou S and Kumar R 2017 *arXiv:1704.07803*
- [45] Rényi A 1960 *Proc. of the 4th Berkeley Symposium on Mathematics, Statistics and Probability* 547
- [46] Tsallis C *J. Stat. Phys.* **52** 479
- [47] Gell-Mann M and Tsallis C eds. 2004 *Nonextensive Entropy-Interdisciplinary Applications*, (Oxford University Press, New York)
- [48] Bertulani C A, Fuqua J and Hussein M S 2013 *Ap. J.* **767** 67
- [49] Lissia M and Quarati P 2005 *Europhys. News* **36** 211
- [50] Haubold J and Kumar D 2008 *Astroparticle Phys.* **29** 70
- [51] Degl'Innocenti S et al. 1998 *Phys. Lett. B* **441** 291
- [52] Coraddu M et al. 1999 *Braz. J. Phys.* **29** 153
- [53] Hou S et. al. 2017 *Ap. J.* **834** 165
- [54] Aver E, Olive K A and Skillman E D 2010 *JCAP* **5** 003
- [55] Olive K A, Petitjean P, Vangioni E and Silk J 2012 *MNRAS* **426** 1427
- [56] Kohler S 2017 *AAS-NOVA* Fixing the Big Bang Theory's Lithium Problem, 15 February